



Summer



ASN International School

Summer Fun Activities


Session 2026-27

Name : _____

Class : NURSERY





HOLIDAY TO-DOS

 **Creative Corner:** Spend time doing art and crafts. Create something unique using colors and imagination.


 **Nature Walks:** Explore nature around you.

 **Cooking Adventures:** Help your parents in the kitchen. Learn to prepare simple dishes or bake cookies together.

 **Movie Marathon:** Enjoy movie nights with your family. Watch your favorite films together and discuss them afterward.

 **Random Acts of Kindness:** Do something nice for others.


 **Book Buffet:** Dive into books. Read stories, explore new worlds, and let your imagination soar.


 **Musical Moments:** Make music together. Sing songs, play instruments, or create your own tunes.

 **Less Screen Time, More Play Time:** Explore outdoors, read, or play games instead of watching TV.


 **Family Stories:** Learn about your family's past. Ask about their history and cherished memories.

 **Market Explorations:** Visit local markets. Discover new things and flavors.

 **Family Fun:** Spend time with family daily. Bond over games, meals, or stories.

 **Helping Out:** Pitch in at home. Wash dishes to show you care.

 **Neighbourly Gestures:** Say hi to neighbours, bring smiles to their faces.

 **Accomplishing any five of these would help you to reflect on the importance of family, community and the simple acts of kindness.**

Dear Parent,

We hope the children enjoyed their first spell as much as we enjoyed getting to know them. Summer vacations are just around the corner. To keep our little ones indoors in the sweltering heat and to utilize their time with constructive and creative activities, we are sending a few assignments that would help the children get a grasp of the work done in the school.

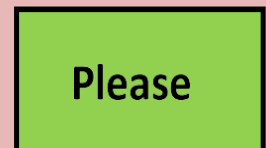
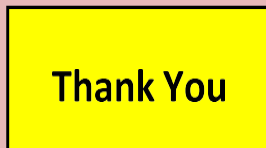
Books are children best friend. Create your child's interest in different colorful books and help your children learn new things through exploring their interests. Have a bed-time story session with your kids.



Eat fruits and salads to stay healthy. Keep yourself hydrated by drinking lots of water. Surprise your mom by putting on your apron and helping her in the kitchen.




Cultivate manners: Remember the magic words? Make these a part of your personality.



Care and concern: This is a chance to look after your parents, grandparents, elders and even younger brothers and sisters. You can surely be of some help around the house.



Feel the fresh air: Take a deep breath and do morning exercises.



PLE (Practical Life Experiences)

Independent Me

So, here are some techniques to be followed at home to develop the fine motor skills in your child: -

Let your child indulge in activities like:



**Zipping
and Unzipping**



**Opening and
Closing of
Bottles/Tiffens**



**Buttoning
and Unbuttoning**



**Squeezing
bath
Sponges**



**Scribbling on
the newspaper
using crayons**



**Mashing Potatoes
and Rolling
Chapatis**



**Do clay modeling
&
Free hand drawing**



**Folding
mats
and clothes**



**Watering the
plants using
spray bottles**

Self-Introduction:

Knowing about one self is the most important thing at this tender age of learning! To further build the confidence amongst children let's start by teaching them how to introduce themselves.



1. My name is _____.
2. I am a girl/boy.
3. _____ is the color of my hair.
4. _____ is the color of my eyes.
5. I am _____ years old.
6. I study in class Nursery.



*Make your child learn the name of father, mother, school and class teacher, telephone number of parents.

Let's Converse in English

- Talk about clothes when your child is getting dressed or when you are sorting laundry ("Let us put on your blue socks', 'it's Dad's T-shirt' etc.)
- Practice vocabulary for toys and furniture when you are helping your child to tidy their bedroom (Let us put your teddy bear on the bed', where is the blue car?)
- Teach food vocabulary when you are cooking or going shopping. When you go to market, give your child a list of things to find (use pictures)
- There are many games you can play like memory game, word game, board games etc. to enhance the vocabulary of the children.



Children learn naturally when they are relaxing and having fun. The most important thing is that you are enthusiastic and that you give your children lots of encouragement and praise. Your child will pick up your Enthusiasm for the language.



Let's be Creative

HAPPY FATHER'S DAY

- There is an eternal bond that a child shares with his father. The way kids express their gratitude, love and affection towards their father is an important gesture. They feel this almost every day and by celebrating Father's Day they can convey these feelings in the purest form and expression. Help the little ones to make Father's Day card to express their love for their fathers.



Shape Collage Art-


Discovering the Joy of Shapes through Art

Use pre-cut shapes (circles, squares, triangles, rectangles) in various colors and allow children to glue them together to create pictures like houses, trains, or abstract designs on an A4 size sheet. This activity aims to develop Shape recognition and identification, Creativity and imagination, Fine motor skills Spatial awareness



TRASH TO TREASURE ART -NEWSPAPER CRAFT

- From paper recycling to art and craft there are lots of uses for your old paper. Our throwaway culture is leaving a massive hole in the planet's natural resources. It is time to get creative to save the Earth's natural resources. **Create something simple, creative, and useful out of the old newspapers.**



LEAFY CREATIONS

Collect 10 different types of local leaves, dry them and paste them onto a A3 size pastel sheet to learn about local nature.



DESIGN YOUR OWN TOTE BAG

Be your own bag designer! Add a Picture to the front or a pattern all over, pick some colors and get creative!

Make a self-design tote bag using different types of printings like vegetable, leaf, bottle caps, flowers, hand printing etc.

(use white or light color plain bags)



“CLAY POT CREATIONS: A TOUCH OF TRADITION”

Let's paint the clay pots using traditional designs and decorate it with different types of prints like finger, leaf, and dot printing. Use bright colours to make the pot look beautiful and attractive.





Let's make them ... Little Chef



The Kitchen can be a fascinating place for our little ones as they are intrigued to see their moms working briskly in there. watching the steam rise from the pots and smelling what is on the menu for the day. Putting dishes together in which they eat or helping in simple tasks like stirring. whipping or pouring something will seem like fun to them but in a way they will learn importance of working together and enjoying the simple pleasures of life. So, let us help our children acquire these life skills which will be a life-long learning for them.

Bringing kids into the kitchen can benefit them in a number of ways. Cooking can help: Build basic skills, encourage an adventurous palate, help young kids explore with their senses. Some easy to do recipes with our little chefs can be lemonade, fruit salad, ice-lollies, Monaco toppings etc. Do give it a try and enjoy the expressions of wonder and amazement in their eyes. Click the pictures of your child while cooking and do share with us.





Let's Read

Books are a treasure and Reading is a pleasure.

Parents must set an example - When our child sees us reading and enjoying a book or a newspaper article, we are sending a message that reading is important and valuable so here are some tips to help parents of young children to promote reading at home.

Tips for Reading

Find opportunities to read out stories to your child, using picture books. But make sure she/he is enjoying the story. After reading the stories, ask questions such as – What did you like? , Who was your favorite character in the story?

Make your child learn 2 new words daily from the stories read.

For short stories and rhymes use books with large colorful illustrations. Use voice modulation and gestures to make it an exciting experience for her/him.

PHYSICAL EDUCATION

“Play more, grow more!”

The old saying, “If you play, you will spoil; if you study, you will succeed,” is no longer considered true.

Today, we understand that sports and physical activities play a vital role in the overall development of a child—physically, mentally, emotionally, and socially.

Keeping this in mind, we have designed some simple and fun activities to improve children’s motor skills, balance, coordination, strength, speed, endurance, and confidence.

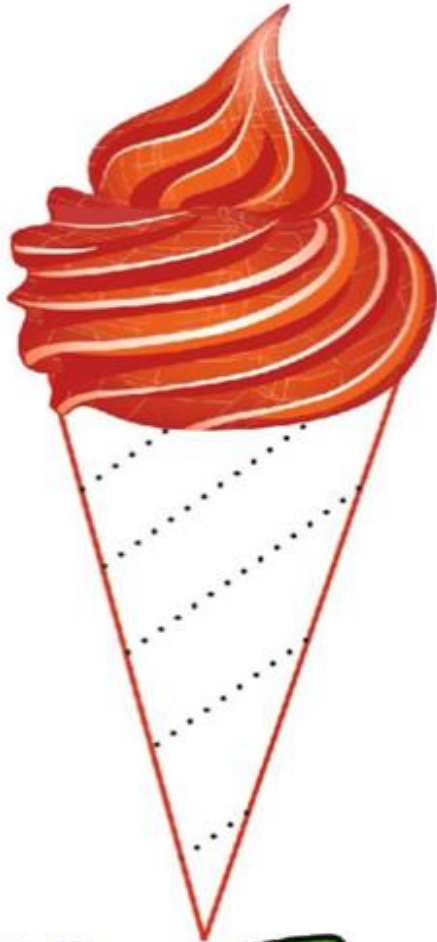
These activities will also help reduce screen time and, when done together with parents, will strengthen parent-child bonding.

Activity-Keep the balloon in the air using hands (do not let it fall).



Fun with Patterns


A. Trace over the dotted lines.




Skill: To reinforce sense of direction





**Trace
&
Colour**




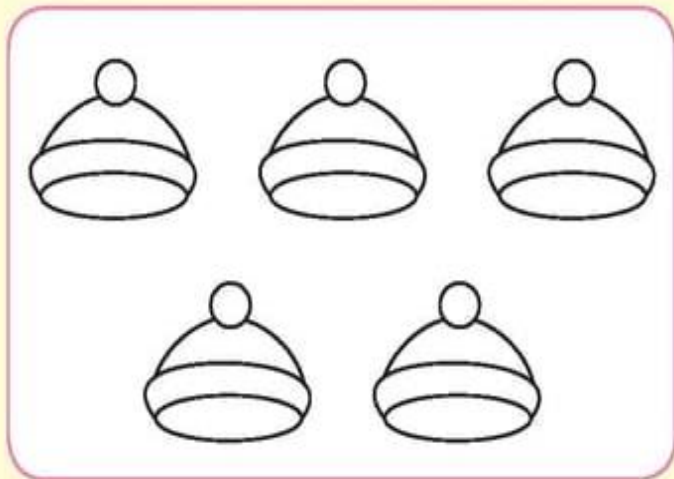

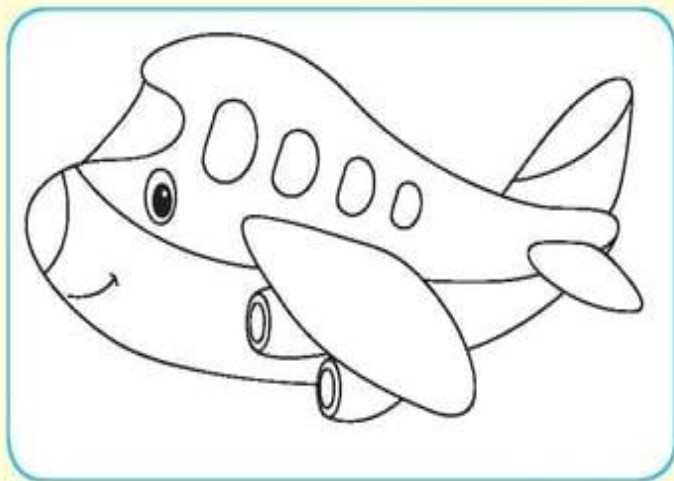
**Trace
&
Colour**



Help the giraffe
find the tree.



Colour the pictures that show 1 object.




Find and circle 1.

A large rounded rectangle containing a grid of numbers for a counting exercise. The numbers are arranged in five rows and eight columns:

1	2	0	2	1	2	0	2
3	1	3	1	0	3	1	0
1	0	2	1	0	2	1	0
2	1	0	3	1	2	1	0
0	3	1	0	3	0	3	1

Colour the shapes correctly



About

ME!

My name is:

These are the people in my family:

My favorite food is:



I am



years old

This is me...

My favorite hobby is:


My favorite ice cream flavor is:



My favorite book is:

My favorite animal is:

When I grow up, I want to be:



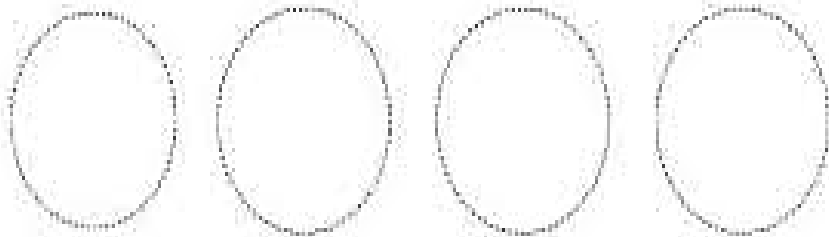
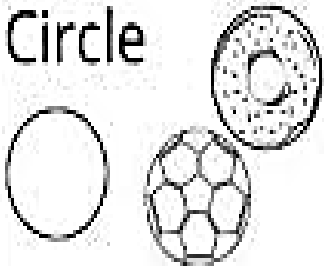
My favorite color is:




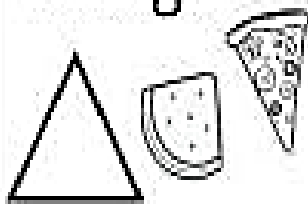
Learn & Trace the Shapes

Directions-Trace the shapes with a example

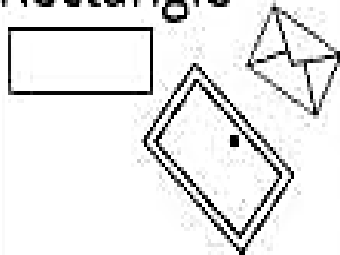
Circle





Triangle




Rectangle



Square

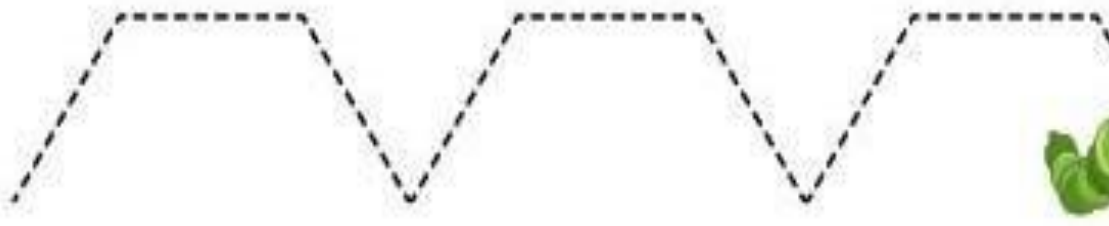
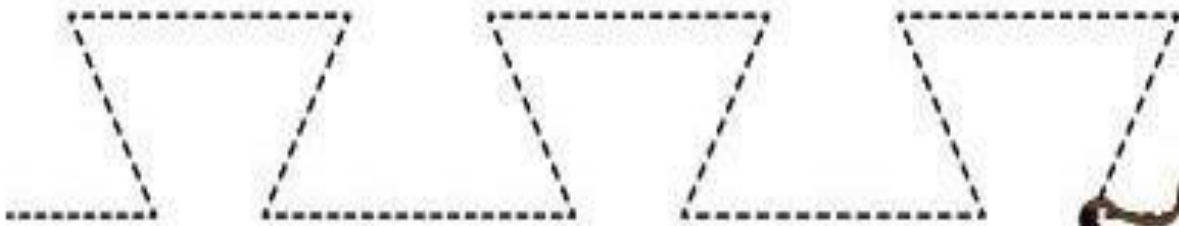
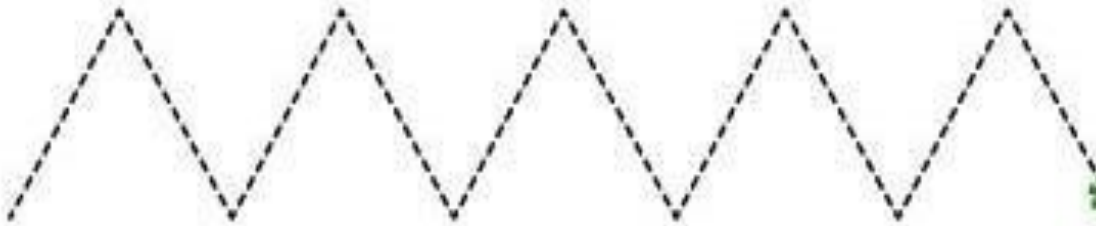





Heart



Trace the Pattern



Trace the line in each pattern.





Trace & Colour





Colour The Snail

COLOUR

Have a

 Great
SUMMER

HAPPY
HOLIDAYS



"Be healthy and stay safe"